

# HemoCue® Albumin 201 System



## The Easy Way to Reliable Early Detection

Fast, portable and easy to use, the HemoCue® Albumin 201 System is ideal within diabetes care, hypertension treatment and as a possible marker for preeclampsia during pregnancy.

The HemoCue® Albumin 201 System is an easy, lab-accurate means of identifying microalbuminuria – long before any possible symptoms of renal or vascular complications may appear. HemoCue's patented microcuvette technology enables quantitative test results right at the point of care. You can make immediate treatment decisions, and give direct feedback to the patient.

*Accuracy Starts With Us*



To learn more about HemoCue® Albumin 201, please scan the QR-code with your smartphone or visit [hemocue.com](http://hemocue.com)

### Certainty in Vital Decisions

- ▶ Lab-accurate results for screening, diagnosis and monitoring
- ▶ Ability to monitor changes in albumin concentration in the very low range (5-20 mg/L)
- ▶ Detection of low concentrations enables early treatment to delay the onset of future microvascular complications

### Fast Results With Ease

- ▶ Ease of use with minimal training – Three simple steps
- ▶ Test results in just 90 seconds
- ▶ No need for lab confirmation due to quantitative results

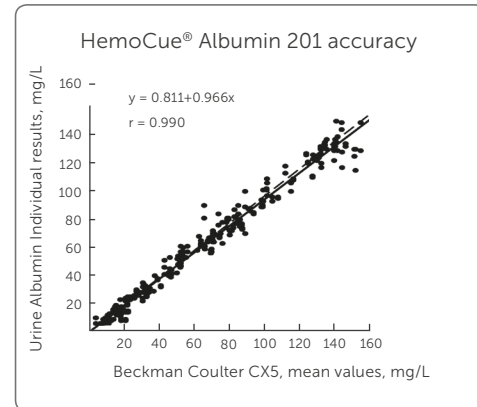
### Trusted and Accepted Methodology

- ▶ Built on HemoCue's proven microcuvette technology
- ▶ Factory calibrated system, ensures sustainable and reliable results

 HEMOCUE®

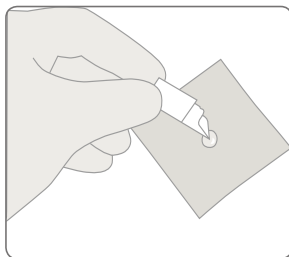
# HemoCue® Albumin 201 System

Principle	Turbidimetric immunoassay determination of urine albumin
Calibration	Factory calibrated against a turbidimetric method with a calibrator traceable to CRM 470 (Certified Reference Material)
Sample Material	Urine; morning spot, overnight or 24 hour collections
Measurement Range	5-150 mg/L Samples up to 2000 mg/L can be diluted with isotonic sodium chloride. Dilution might affect the precision of the results.
Results	In 90 seconds
Sample Volume	18 µL
Dimensions	115 x 170 x 66 mm (4.53 x 6.89 x 2.56 inches)
Weight	350 g (0.77 lbs)
Storage Temp.	Analyzer: 0-50 °C (32-122 °F) Microcuvettes: 2-8 °C (35-46 °F), room temperature for up to 3 days
Operating Temp.	15-30 °C (59-86 °F)
Power	AC adapter
Interface	Printer and HemoCue® Basic Connect including barcode scanner
Quality Control	Built-in "selftest". System can be verified using liquid controls.

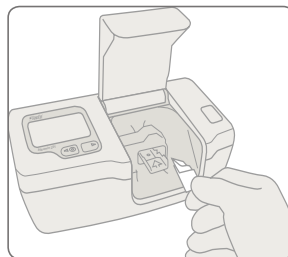


Regression plot of urine sample, for the HemoCue Albumin 201 System versus Beckman Coulter CX5. n=143

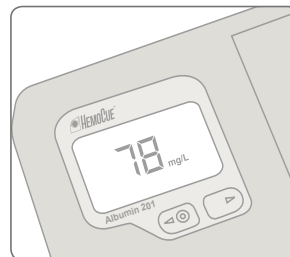
## Three simple steps



1 Fill microcuvette



2 Place microcuvette into analyzer



3 View results in mg/L

HemoCue AB | PO Box 1204 | SE-262 23 Ängelholm | Sweden  
Phone: +46 77 570 02 10 | Fax: +46 77 570 02 12 | info@hemocue.se | hemocue.com

HemoCue has been a leader in point-of-care medical diagnostics for over 30 years. We specialize in giving healthcare providers lab-quality accuracy with results comparable to that of a clinical lab.

