

TCM4 SERIES



Product line for transcutaneous monitoring

Transcutaneous monitoring

The right configuration for you

Radiometer's TCM monitors provide non-invasive and continuous transcutaneous $p\text{CO}_2$, $p\text{O}_2$ and SpO_2 information with advanced features that optimize the monitoring of neonatal, pediatric and adult patients.

To match your specific needs when it comes to sensors, parameters and applications, the TCM monitors comprise different configurations. All configurations have user-guided messages and are based on Windows CE and touch screen technology to ensure maximum ease of use and optimal patient safety.

Through its SmartCal function the TCM monitor is always ready to use, offering stable measurements at any time. Real-time trending of measured parameters is displayed ensuring fast and immediate clinical intervention to critical changes.

Other advanced software features include the possibility to enter patient ID, the marking of events as they occur and the choice of different data views for analyzing data. The TCM monitor utilizes various communication protocols to interface with any patient monitoring system, polysomnograph and PC. The integrated data memory allows for downloading of measured patient results to a PC for detailed analysis, e.g. sleep investigation.

Additional features:

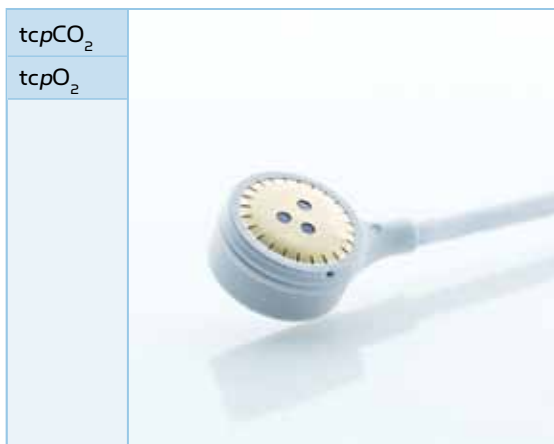
- User-guided messages for increased user-friendliness
- Automatic linking of patient ID to monitoring results
- 48 hours of real-time data storage
- Data export via USB memory stick
- USB connectivity to a printer
- On-board video tutorials for easy on-site learning
- SmartHeat for faster perfusion and results
- Built-in battery for portability



Neonatal, pediatric and adult

tc Sensor 84


The tc Sensor 84 measures combined $tcpCO_2$ and $tcpO_2$ for neonatal, pediatric and adult patients.



- Choice of fixation ring size – 20 or 32 mm
- Low height (only 8 mm) and weight for increased patient comfort
- Gold-plated membrane for optimal robustness and performance
- Fit-and-click membraning tool for simple and easy remembraning
- Compatible with the new TCM CombiM configuration

tc Sensor E5280

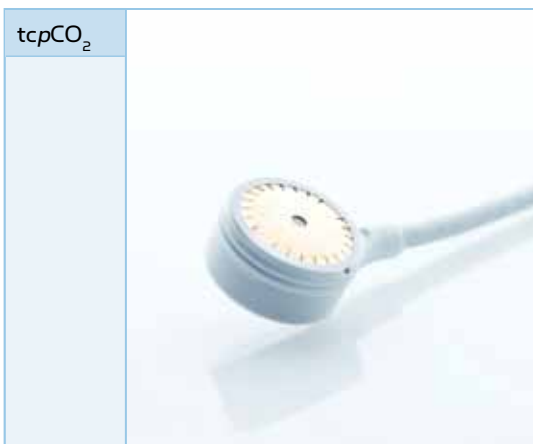
Solid-state transcutaneous tc Sensor E5280 designed to measure pCO_2 and pO_2 and provide accurate patient status information and rapid response.



- High sensitivity
- Robust sensor satisfying the demands of a busy hospital environment
- Thin electrolyte layer and membrane ensure short reaction time
- Immediate detection of patient respiratory status
- Compatible with the TCM4/40 configuration

tc Sensor 54


The tc Sensor 54 is dedicated to measuring $tcpCO_2$ and offers a variety of fixations to meet different patient needs.



- Choice of various sensor fixations – ear clip, fixation-ring or double adhesive tape
- Choice of fixation ring size – 20 or 32 mm
- 12 hours of continuous monitoring
- Gold-plated membrane for optimal robustness and performance
- Fit-and-click membraning tool for simple and easy remembraning
- Compatible with the new TCM CombiM configuration

tc Sensor 92

The tc Sensor 92 measures $tcpCO_2$, SpO_2 and pulse rate through a single sensor and is ideal for continuous ventilatory monitoring.



- Choice of sensor fixations – ear clip (for providing optimal comfort for the patient) or fixation ring (for placement on the forehead or cheek)
- 12 hours of continuous monitoring
- Gold-plated membrane for optimal robustness and performance
- Fit-and-click membraning tool for simple and easy remembraning
- Accurate SpO_2 monitoring also during motion and low perfusion
- Masimo SET® technology
- Compatible with the new TCM TOSCA configuration

Diagnostics

Non-invasive and quantitative oxygen mapping

Radiometer's TCM400 monitor is the only portable unit providing up to six simultaneous measurements of transcutaneous oxygen tension ($tcpO_2$).


The advanced, built-in patient data management system allows for on-screen visualization of patient data in graphical or tabular format. With just a single touch of a button reports are printed out or transferred to a PC.

By non-invasively providing accurate quantitative information about cutaneous oxygenation and perfusion, the TCM400 monitor is a valuable diagnostic tool for the assessment of:

- Critical limb ischemia
- Wound care treatment
- Optimal amputation level
- Post surgery wound healing evaluation
- Hyperbaric oxygen treatment
- Free flap survival



tc Sensor E5250



- Rapid response time
- Up to six $tcpO_2$ sensors simultaneously for accurate patient oxygen mapping
- Extremely low oxygen consumption for reliable measurements at sites with poor perfusion
- Very low drift
- Compatible with the TCM400 configuration

ACUTE CARE TESTING